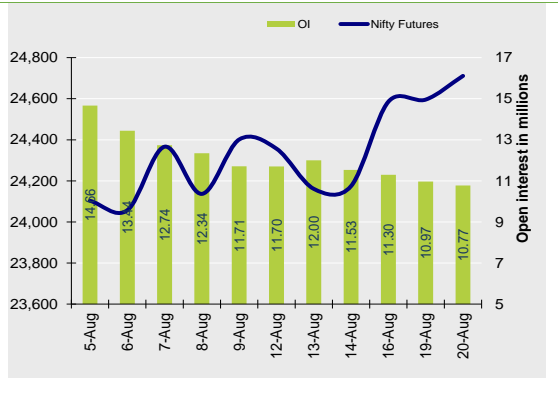


Nifty Snapshot

	Close	Prv Cl.	Ab chg	% chg
Spot	24,698.85	24,572.65	126.20	0.51
Futures	24,711.25	24,595.75	115.50	0.47
OI(mlshr)	10.77	10.97	-0.19	-1.77
Vol (lots)	150366	151933	-1567	-1.03
COC	12.40	23.10	-10.70	-46.3
PCR-OI	1.27	1.17	0.09	7.8

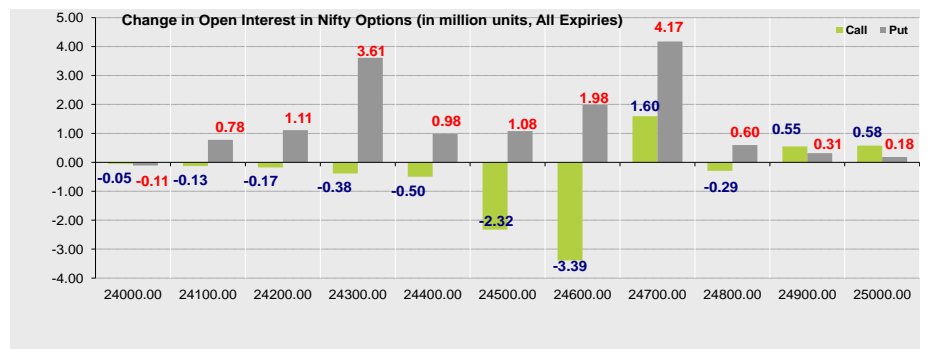
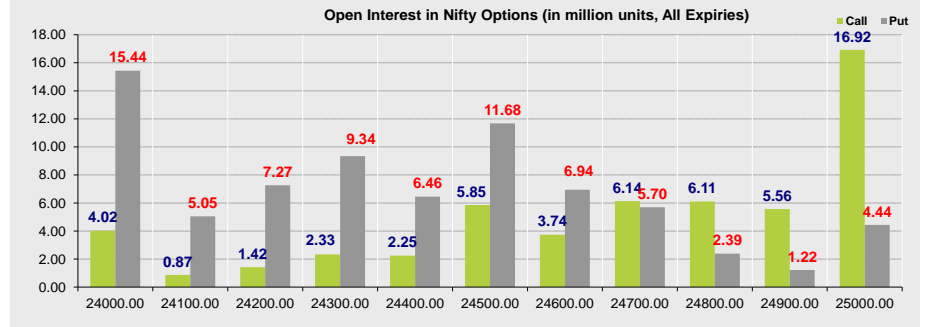
Nifty Futures Price v/s OI



Summary

- Indian markets closed on a positive note where buying was mainly seen in Pharmaceuticals, Banking, Information Technology sectors. Nifty Aug Futures closed at 24711.25 (up 115.50 points) at a premium of 12.40 pts to spot.
- FII's were net sellers in Cash to the tune of 1457.96 Cr and were net buyers in index futures to the tune of 1974.15 Cr.
- India VIX decreased by 3.45% to close at 13.82 touching an intraday high of 14.32.

Open Interest in Nifty Options:



- The above second chart shows previous trading day's change in Nifty options where Addition in OI were seen in 24500, 24600, 24700 strike Puts and at 25000, 24900, 24700 strike Calls indicating market is likely to remain range bound in the near term.
- Highest OI build-up is seen at 25000 strike Calls and 24000 strike Puts, to the tune of 16.92mn and 15.44mn respectively.

Outlook on Nifty:

Index is likely to open on a flattish note today and is likely to remain range bound during the day.

Institutional Activity in previous trading session

(in Rs cr.)	Buy	Sell	Net
Index Futures	3902.84	1928.69	1974.15
Index Options	2762817.13	2775293.75	-12476.62
Stock Futures	26765.21	24441.84	2323.37
Stock Options	49111.09	47484.41	1626.68
FII Cash	17,714.69	19,172.65	-1,457.96
DII Cash	13,182.77	10,930.67	2,252.10

Net FII Activity (in Rs cr.)

Date	Idx Fut	Stk Fut	Idx Opt	Cash
20-Aug	1974.2	2323.4	-12476.6	-1458
19-Aug	-304.0	-213.7	12039.0	-2667
16-Aug	2323.2	8462.4	-10019.5	767
14-Aug	-769.5	-1683.1	-24226.2	-2595
13-Aug	-2421.4	-6091.7	14345.8	-2107
12-Aug	-423.0	506.1	-5124.7	-4681

Technical Pivot (Intraday):

	S2	S1	PIVOT	R1	R2
NIFTY	24560	24635	24700	24775	24840
BANKNIFTY	50250	50570	50825	51145	51400

(Price is in Rs; OI is in million units; Price chg and OI chg are in percentage) **NB RESEARCH**

Fresh Longs seen in:					Fresh Shorts seen in:				
Scrip	Price	Price chg	OI	OI Chg	Scrip	Price	Price chg	OI	OI Chg
ICICIPRULI	745.5	3.5	12.7	13.9	UBL	1942.5	-1.6	2.6	9.6
NATIONALUM	172.5	0.3	87.8	11.4	PVRINOX	1508.9	-1.0	5.2	7.1
COFORGE	6136.3	0.9	2.3	8.0	BHARTIARTL	1453.0	-1.4	43.1	5.6
Short Covering seen in:					Long Unwinding seen in:				
Scrip	Price	Price chg	OI	OI Chg	Scrip	Price	Price chg	OI	OI Chg
FINNIFTY	23210.5	1.0	0.1	-26.2	BSOFT	614.9	-1.7	15.2	-5.8
BALRAMCHIN	568.2	6.6	8.4	-17.8	HINDCOPPER	319.0	-1.8	39.3	-4.7
BANKNIFTY	50892.2	0.8	3.5	-7.9	AARTIIND	620.7	-0.1	15.6	-2.6

NIFTY50 Options OI (CE OI = Resistance) (PE OI = Support)			
Symbol	Highest CE OI	Highest PE OI	CMP
ADANIPTS	1600	1500	1494
ADANIENT	3200	3000	3072
ASIANPAINT	3100	3000	3102
AXISBANK	1200	1150	1170
BAJAJ-AUTO	10000	9700	9805
BAJAJFINSV	1600	1600	1606
BAJFINANCE	7000	6500	6737
BHARTIARTL	1500	1420	1453
BPCL	349.5	319.5	350
BRITANNIA	6000	5700	5765
CIPLA	1600	1500	1567
COALINDIA	550	500	524
DIVISLAB	5000	4700	4719
DRREDDY	7000	6900	6966
EICHERMOT	5000	4600	4877
GRASIM	2700	2800	2641
HCLTECH	1640	1640	1685
HDFCBANK	1700	1600	1639
HDFCLIFE	720	700	712
HEROMOTOCO	5300	5000	5244
HINDALCO	650	600	673
HINDUNILVR	2800	2700	2755
ICICIBANK	1220	1150	1181
ITC	500	500	500
INDUSINDBK	1400	1360	1385

NIFTY50 Options OI (CE OI = Resistance) (PE OI = Support)			
Symbol	Highest CE OI	Highest PE OI	CMP
INFY	1900	1800	1872
IOC	180	170	172
JSWSTEEL	960	900	918
KOTAKBANK	1800	1800	1806
LT	3800	3600	3582
LTIM	5700	5600	5706
M&M	3000	2700	2771
MARUTI	13000	12000	12245
NESTLEIND	2500	2500	2518
NTPC	430	400	407
ONGC	350	320	328
POWERGRID	365	335	341
RELIANCE	3000	3000	2995
SBILIFE	1780	1700	1760
SBIN	900	800	822
SUNPHARMA	1780	1700	1764
TATACONSUM	1200	1214.9	1175
TATAMOTORS	1200	1000	1088
TATASTEEL	170	150	154
TCS	4600	4300	4522
TECHM	1600	1600	1626
TITAN	3500	3300	3479
ULTRACEMCO	12000	11000	11368
UPL	600	550	567
WIPRO	530	500	525

OI against MWPL

Symbol	MWPL	Open Interest	Limit for next day	% OI
INDIACEM	44360911	56634100	Ban	128%
BSOFT	32626827	35574000	Ban	109%
AARTIIND	41153022	41968000	Ban	102%
NATIONALUM	178967755	175222500	Ban	98%
HINDCOPPER	65482129	61474700	Ban	94%
GNFC	17249403	15875600	Ban	92%
SUNTV	19704232	17650500	Ban	90%
ABFRL	83419778	73468200	Ban	88%
LICHSGFIN	60244101	52247000	Ban	87%
IDFCFIRSTB	966311538	833520000	84475961	86%
PEL	24116103	20730000	Ban	86%
IEX	177845485	152238750	16714460	86%
GRANULES	29633038	25360000	Ban	86%
EXIDEIND	91809066	77232600	9986012	84%
CONCOR	55081874	46247000	6080780	84%
BANDHANBNK	193370862	162209600	Ban	84%
BIOCON	93845890	78272500	10881095	83%
BALRAMCHIN	23040698	19208000	Ban	83%
ABCAPITAL	161899049	133828200	19975896	83%
LTF	167461848	137367132	21721623	82%
MANAPPURAM	109626743	89427000	Ban	82%
RBLBANK	121256568	98692500	Ban	81%
SAIL	289139949	234300000	Ban	81%
IDEA	7934775627	6407960000	1130076845	81%
BATAINDIA	12812405	10323000	1848784	81%
SBICARD	59683524	47822400	8876947	80%
PNB	591377974	467936000	93873075	79%
IRCTC	60165566	47572875	9584412	79%
HAL	37934515	29897700	6140089	79%
NMDC	229794455	180954000	37350732	79%
CHAMBLFERT	31488204	24751300	5162493	79%
CANBK	672420574	516246750	122552795	77%
BANKBARODA	372635498	283909275	70094448	76%

OI against MWPL

Symbol	MWPL	Open Interest	Limit for next day	% OI
ADANIENT	57646033	43572600	11191131	76%
ACC	16266067	12039900	3412863	74%
INDIAMART	6087018	4476600	1306067	74%
METROPOLIS	5160312	3794400	1107896	74%
VEDL	339787241	243142200	79655678	72%
DIXON	7988703	5677400	1911867	71%
PVRINOX	14163124	10030515	3424452	71%
BHEL	256482590	175636125	68022335	68%
GMRINFRA	716538553	490466250	190245375	68%
POLYCAB	10518888	7005500	2987443	67%
OFSS	4732126	3102300	1393219	66%
NAVINFLUOR	7060735	4616325	2091373	65%
ESCORTS	6768976	4372775	2057752	65%
TATAPOWER	339616396	219071250	103564326	65%
ZYDUSLIFE	50353988	32429700	15406588	64%
TATACHEM	31601465	19786800	10234591	63%
RAMCOCEM	27272201	16962600	8945990	62%
APOLLOTYRE	79567108	49175900	26412852	62%
UPL	101555620	62101000	34376839	61%
MCX	10180563	5999400	3672134	59%
ASHOKLEY	282419403	159530000	108768432	56%
CANFINHOME	18644752	10523175	7189339	56%
VOLTAS	46126252	25695000	18124939	56%
M&MFIN	118003973	65620000	46483774	56%
INDUSTOWER	258462437	141790200	103749115	55%
LAURUSLABS	78528143	42642800	31958935	54%
IDFC	319996887	171535000	132462042	54%
LTTS	5568481	2946000	2344056	53%
HINDPETRO	191910891	100638450	81676896	52%
JUBLFOOD	76153623	39655000	32690941	52%
LUPIN	48342192	25161700	20763382	52%
DLF	128335464	65306175	56612515	51%

Derivative Recommendations:

Stock Name	Call (Buy/Sell)	Entry price	Targets	Stop Loss	Duration	Status
IOC 170 CE	Buy	4.4	9	1	Positional	Open
HINDCOPPER 330CE	Buy	5.3	10	2	1-2 Days	Open

FROM THE EQUITY DERIVATIVE DESK:

NIRAV HARISH CHHEDA
AVP - DERIVATIVES AND TECHNICAL RESEARCH
E-Mail: nirav.chheda@nirmalbang.com
Tel no: 6273-8199/8000

AMIT BHUPTANI
SNR.DERIVATIVES AND TECHNICAL RESEARCH ANALYST
E-Mail: amit.bhuptani@nirmalbang.com
Tel no: 6273-8242/8000

DISCLOSURES

Research Reports that are published by Nirmal Bang Securities Private Limited (hereinafter referred to as "NBSPL") are for private circulation only. NBSPL is a registered Research Analyst under SEBI (Research Analyst) Regulations, 2014 having Registration no. INH000001766. NBSPL is also a registered Stock Broker with National Stock Exchange of India Limited, BSE Limited, Metropolitan Stock Exchange of India Limited, Multi Commodity Exchange of India Limited, National Commodity and Derivative Exchange Limited and Indian Commodity Exchange Limited in cash and Equity and Commodities derivatives segments.

NBSPL has other business divisions with independent research teams separated by Chinese walls, and therefore may, at times, have different or contrary views on stocks and markets.

NBSPL or its associates have not been debarred / suspended by SEBI or any other regulatory authority for accessing / dealing in securities Market. NBSPL, its associates or analyst or his relatives do not hold any financial interest (Except Investment) in the subject company. NBSPL or its associates or Analyst do not have any conflict or material conflict of interest at the time of publication of the research report with the subject company. NBSPL or its associates or Analyst or his relatives may or may not hold beneficial ownership of 1% or more in the subject company at the end of the month immediately preceding the date of publication of this research report.

NBSPL or its associates / analyst has not received any compensation / managed or co-managed public offering of securities of the company covered by Analyst during the past twelve months. NBSPL or its associates have not received any compensation or other benefits from the company covered by Analyst or third party in connection with the research report. Analyst has not served as an officer, director or employee of Subject Company. NBSPL / analyst has not been engaged in market making activity of the subject company.

Analyst Certification: The research analysts and authors of these reports, hereby certify that the views expressed in this research report accurately reflects my/our personal views about the subject securities, issuers, products, sectors or industries. It is also certified that no part of the compensation of the analyst(s) was, is, or will be directly or indirectly related to the inclusion of specific recommendations or views in this research. The analyst(s) principally responsible for the preparation of this research report and has taken reasonable care to achieve and maintain independence and objectivity in making any recommendations.

DISCLAIMER

This report is for the personal information of the authorized recipient and does not construe to be any investment, legal or taxation advice to you. NBSPL is not soliciting any action based upon it. Nothing in this research shall be construed as a solicitation to buy or sell any security or product, or to engage in or refrain from engaging in any such transaction. In preparing this research, we did not take into account the investment objectives, financial situation and particular needs of the reader.

This research has been prepared for the general use of the clients of NBSPL and must not be copied, either in whole or in part, or distributed or redistributed to any other person in any form. If you are not the intended recipient you must not use or disclose the information in this research in any way. Though disseminated to all the customers simultaneously, not all customers may receive this report at the same time. NBSPL will not treat recipients as customers by virtue of their receiving this report. This report is not directed or intended for distribution to or use by any person or entity resident in a state, country or any jurisdiction, where such distribution, publication, availability or use would be contrary to law, regulation or which would subject NBSPL & its group companies to registration or licensing requirements within such jurisdictions.

The report is based on the information obtained from sources believed to be reliable, but we do not make any representation or warranty that it is accurate, complete or up-to-date and it should not be relied upon as such. We accept no obligation to correct or update the information or opinions in it. NBSPL or any of its affiliates or employees shall not be in any way responsible for any loss or damage that may arise to any person from any inadvertent error in the information contained in this report. NBSPL or any of its affiliates or employees do not provide, at any time, any express or implied warranty of any kind, regarding any matter pertaining to this report, including without limitation the implied warranties of merchantability, fitness for a particular purpose, and non-infringement. The recipients of this report should rely on their own investigations.

This information is subject to change without any prior notice. NBSPL reserves its absolute discretion and right to make or refrain from making modifications and alterations to this statement from time to time. Nevertheless, NBSPL is committed to providing independent and transparent recommendations to its clients, and would be happy to provide information in response to specific client queries.

Before making an investment decision on the basis of this research, the reader needs to consider, with or without the assistance of an adviser, whether the advice is appropriate in light of their particular investment needs, objectives and financial circumstances. There are risks involved in securities trading. The price of securities can and does fluctuate, and an individual security may even become valueless. International investors are reminded of the additional risks inherent in international investments, such as currency fluctuations and international stock market or economic conditions, which may adversely affect the value of the investment. Opinions expressed are subject to change without any notice. Neither the company nor the director or the employees of NBSPL accept any liability whatsoever for any direct, indirect, consequential or other loss arising from any use of this research and/or further communication in relation to this research. Here it may be noted that neither NBSPL, nor its directors, employees, agents or representatives shall be liable for any damages whether direct or indirect, incidental, special or consequential including lost revenue or lost profit that may arise from or in connection with the use of the information contained in this report.

Copyright of this document vests exclusively with NBSPL. Our reports are also available on our website www.nirmalbang.com